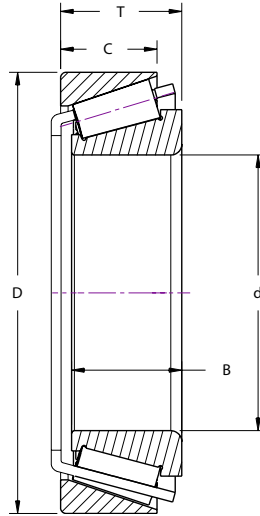
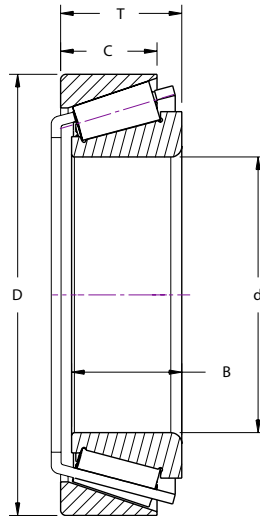


## Tapered Roller Bearings 5/8" - 1"



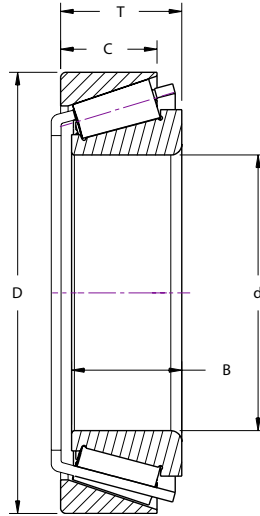
Bearing Number	Dimensions (inch)					Load Rating (lbf)	
						Dynamic	Static
	d	D	T	B	C	Cr	Cor
11590/20	0.625	1.687	0.563	0.563	0.375	3889	3867
L21549/11	0.625	1.377	0.433	0.433	0.343	3102	3012
LM11749/10	0.687	1.570	0.545	0.575	0.420	5058	5058
LM11949/10	0.750	1.781	0.610	0.655	0.475	6407	6497
12580/20	0.813	1.938	0.781	0.781	0.625	8093	8318
M12649/10	0.844	1.969	0.691	0.718	0.550	8655	8992
LM12749/11	0.866	1.810	0.610	0.655	0.475	6519	7531
M12648/10	0.875	1.969	0.691	0.720	0.550	8655	8992
L44640/10	0.937	1.980	0.561	0.580	0.420	6205	7194
1986/22	1.000	2.250	0.781	0.762	0.625	8992	10004
07100/196	1.000	1.969	0.531	0.561	0.375	5845	6272
15100/250X	1.000	2.500	0.813	0.813	0.625	10341	11915
15101/244	1.000	2.441	0.813	0.813	0.625	10341	11915
15101/245	1.000	2.441	0.750	0.813	0.563	10341	11915
15101/250X	1.000	2.500	0.813	0.813	0.625	10341	11915
L44643/10	1.000	1.980	0.561	0.580	0.420	6205	7194

## Tapered Roller Bearings 1 1/32" - 1 1/4"



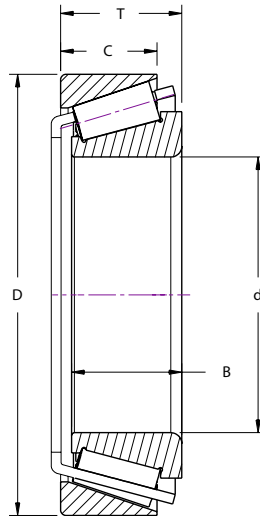
Bearing Number	Dimensions (inch)					Load Rating (lbf)	
	d	D	T	B	C	Dynamic	Static
						Cr	Cor
15103/243	1.030	2.437	0.750	0.813	0.563	10341	11915
15106/245	1.063	2.441	0.750	0.813	0.563	10341	11915
15106/250X	1.063	2.500	0.813	0.813	0.625	10341	11915
15580/23	1.063	2.375	0.781	0.687	0.625	8880	10229
L44649/10	1.063	1.980	0.561	0.580	0.420	6205	7194
02474/20	1.125	2.687	0.875	0.875	0.687	12364	14388
15112/245	1.125	2.441	0.632	0.813	0.563	10341	11915
15113/245	1.125	2.441	0.750	0.813	0.563	10341	11915
L45449/10	1.142	1.980	0.560	0.580	0.420	6025	7644
15117/245	1.181	2.441	0.750	0.813	0.563	10341	11915
15117/250	1.181	2.500	0.813	0.813	0.625	10341	11915
M86649/10	1.187	2.531	0.844	0.844	0.656	11465	14500
15118/245	1.189	2.441	0.750	0.813	0.563	10341	11915
02475/20	1.250	2.687	0.875	0.875	0.687	12364	14388
15123/245	1.250	2.441	0.715	0.750	0.563	10341	11915
15125/245	1.250	2.441	0.750	0.813	0.563	10341	11915
15126/250	1.250	2.500	0.813	0.625	0.625	10341	11915
LM67048/10	1.250	2.328	0.625	0.660	0.465	7756	9330

## Tapered Roller Bearings 1 3/8" - 1 5/8"



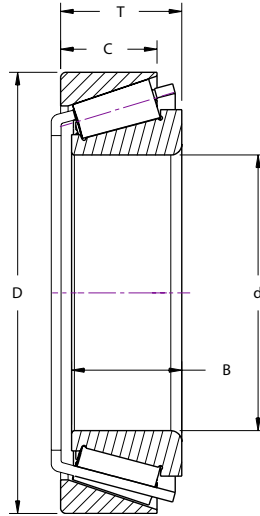
Bearing Number	Dimensions (inch)					Load Rating (lbf)	
						Dynamic	Static
	d	D	T	B	C	Cr	Cor
31594/20	1.375	3.000	1.156	1.125	0.938	18097	21694
LM48548/10	1.375	2.563	0.710	0.720	0.550	10678	12927
HM88649/10	1.375	2.844	1.000	1.000	0.781	14275	18772
HM89446/10	1.375	3.000	1.156	1.125	0.906	17648	23830
L68149/10	1.378	2.328	0.625	0.660	0.470	7868	10566
L68149/11	1.378	2.361	0.625	0.660	0.470	7868	10566
HM88648/10	1.406	2.844	1.000	1.000	0.781	14275	18772
HM89449/10	1.437	3.000	1.156	1.125	0.906	17648	23830
JL69349/10	1.496	2.480	0.669	0.669	0.531	8655	11690
2788/20	1.500	3.000	0.937	1.010	0.750	16523	20458
2788/29	1.500	3.000	0.937	1.010	0.750	16523	20458
LM29748/10	1.500	2.563	0.710	0.720	0.550	9554	12364
LM29749/10	1.500	2.563	0.710	0.720	0.550	9554	12364
18590/20	1.625	2.875	0.656	0.687	0.500	10004	12140
LM501349/10	1.625	2.891	0.770	0.780	0.580	12252	15062
LM501349/14	1.625	2.891	0.844	0.780	0.654	12252	15062
M802048/11	1.625	3.250	1.045	1.010	0.795	17648	22931

# Tapered Roller Bearings 1 11/16" - 2 3/16"



Bearing Number	Dimensions (inch)					Load Rating (lbf)	
						Dynamic	Static
	d	D	T	B	C	Cr	Cor
25578/20	1.687	3.265	0.937	1.000	0.750	17198	22256
25578/23	1.687	3.265	1.063	1.000	0.875	17198	22256
25577/21	1.688	3.270	0.937	1.000	0.750	17198	22256
25577/23	1.688	3.265	1.063	1.000	0.875	17198	22256
3782/20	1.750	3.672	1.187	1.193	0.937	23155	30574
25580/20	1.750	3.265	0.937	1.000	0.750	17198	22256
25580/21	1.750	3.270	0.937	1.000	0.750	17198	22256
25584/20	1.771	3.265	0.937	1.000	0.750	17198	22256
LM102949/10	1.781	2.891	0.770	0.780	0.620	11915	16861
LM603049/11	1.781	3.063	0.781	0.781	0.594	12589	15961
LM603049/12	1.781	3.063	0.844	0.656	0.781	12589	15961
25590/20	1.796	3.265	0.937	1.000	0.750	17198	22256
25590/23	1.796	3.265	0.937	1.000	0.876	17198	22256
JLM104948/10	1.969	3.228	0.846	0.846	0.669	15961	21582
LM104949/11A	2.000	3.250	0.930	0.836	0.730	15961	21582
385/382A	2.165	3.813	0.827	0.864	0.625	18097	22481

# Tapered Roller Bearings 2 1/4" - 4 1/4"



Bearing Number	Dimensions (inch)					Load Rating (lbf)	
						Dynamic	Static
	d	D	T	B	C	Cr	Cor
387/382A	2.250	3.813	0.827	0.864	0.625	18097	22481
387A/382	2.250	3.875	0.827	0.864	0.702	18097	22481
387A/382A	2.250	3.813	0.827	0.864	0.625	18097	22481
387A/382S	2.250	3.813	1.000	0.864	0.798	18097	22481
555S/552A	2.250	4.875	1.500	1.444	1.187	36194	49458
388A/382A	2.265	3.813	0.827	0.864	0.625	18097	22481
29586/20	2.500	4.250	1.000	1.000	0.750	20233	31024
HM212047/11	2.500	4.813	1.500	1.506	1.170	42264	55078
JM511946/10	2.559	4.331	1.102	1.102	0.886	27652	38667
JLM710949/10	2.559	4.134	0.945	0.906	0.728	20907	28326
29590/22	2.625	4.250	1.000	1.000	0.750	20233	31024
HM212049/11	2.625	4.813	1.500	1.506	1.170	42264	55078
29675/20	2.750	4.437	1.000	1.000	0.750	20907	33272
567/563	2.875	5.000	1.437	1.424	1.125	40016	57776
575/572	3.000	5.511	1.437	1.421	1.125	39342	58450
580/572	3.250	5.511	1.437	1.421	1.125	39342	58450
593/592A	3.500	5.984	1.563	1.430	1.187	41140	64071
HM218428/10	3.543	5.787	1.575	1.575	1.280	51481	77559
594/592A	3.750	6.000	1.563	1.430	1.187	41140	59574
56425/56650	4.250	6.500	1.437	1.437	1.063	43388	49458